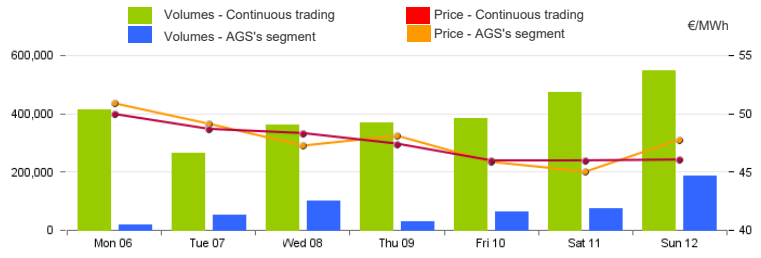


Spot Gas Market (MP-GAS)

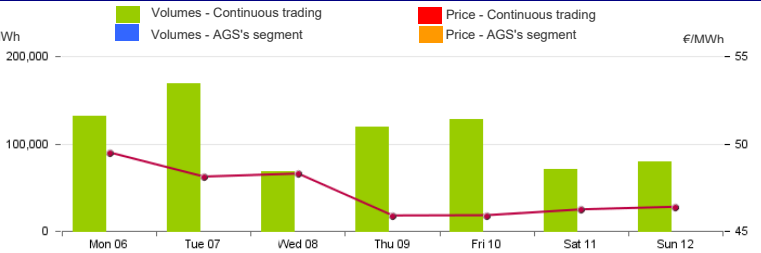
Day-Ahead Gas Market (MGP-GAS)

	Price. €/MWh				Volumes. MWh			
	Average	Var	Min	Max	Total	Var	Daily Products	WE Product
Continuous trading	47.60	-4.5%	44.50	51.35	2,809,368	-11.6%	1,980,984	828,384
	Price. €/MWh				Volumes. MWh			
	Average	Var	Min	Max	Total	Var	Purchases SRG	Sales SRG
AGS's segment	47.69	-4.8%	45.00	50.86	525,792	+47.2%	374,328	252,504



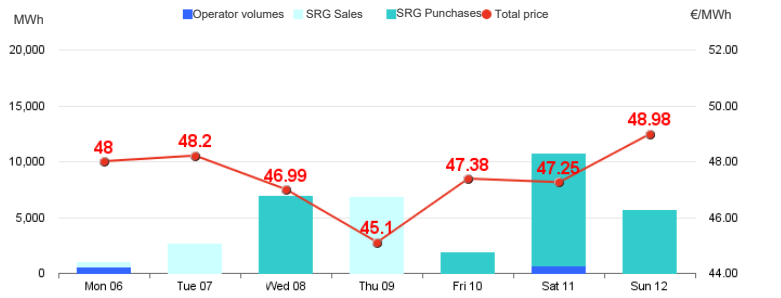
Intra-Day Gas Market (MI-GAS)

	Price. €/MWh				Volumes. MWh			
	Average	Var	Min	Max	Total	Var	Purchases SRG	Sales SRG
Continuous trading	47.18	-5.9%	44.79	49.94	767,520	-4.4%	-	-
	Price. €/MWh				Volumes. MWh			
	Average	Var	Min	Max	Total	Var	Purchases SRG	Sales SRG
AGS's segment	-	-	-	-	-	-	-	-



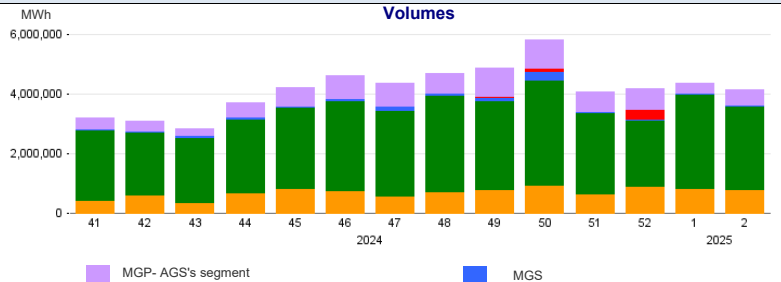
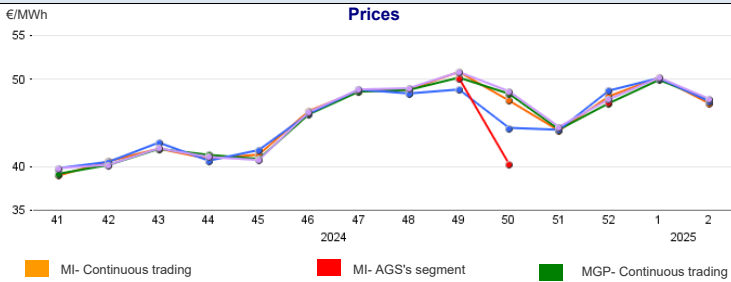
Market for the trading of gas stored (MGS-GAS)

Week	Storage	2	1
Price. (1) €/MWh	Stogit	47.41	50.07
	Edison Stoccaggio	-	-
	Total	47.41	50.07
Volumes. MWh	Stogit	35,453	32,894
	Edison Stoccaggio	-	-
	Total	35,453	32,894
SRG Activity. MWh	Purchases	24,493	12,668
	Balancing (2)	24,493	12,668
	Other purposes (3)	-	-
	Sales	9,864	50
	Balancing (2)	9,864	50
Other purposes (3)	-	-	



1) The Total price is calculated as a weighted average price for the total volumes exchanged in each storage system.
2) To securely manage any expected deviations between overall network injections and withdrawals pursuant to Art. 2.5 of Annex A, AEEGSI's Resolution 312/2016/R/gas
3) Stored gas trades by Snam Rete Gas (SRG) not included in "Balancing"

Weekly evolution



Forward Gas Market (MT-GAS)

Products	Market					OTC		Total		Open interest*		
	Minimum Price	Maximum Price	Check Price*		Trades	Volumes	Registrations	Volumes	Volumes		Open interest*	
	€/MWh	€/MWh	€/MWh	change %	N.	MWh/d	N.	MWh/d	MWh/d	change %	MWh/d	MWh
M-2025-02	-	-	52.06	0.0%	-	-	-	-	-	-	-	-
Q-2025-02	-	-	51.51	0.0%	-	-	-	-	-	-	-	-
Q-2025-03	-	-	51.79	0.0%	-	-	-	-	-	-	-	-
Q-2025-04	-	-	49.80	0.0%	-	-	-	-	-	-	-	-
SS-2025	-	-	52.75	0.0%	-	-	-	-	-	-	-	-
WS-2025/2026	-	-	48.57	0.0%	-	-	-	-	-	-	-	-
M-2025-03	-	-	51.82	0.0%	-	-	-	-	-	-	-	-
BoM-2025-01	-	-	47.43	-	-	-	-	-	-	-	-	-
M-2025-04	-	-	50.40	0.0%	-	-	-	-	-	-	-	-
Q-2026-01	-	-	46.10	0.0%	-	-	-	-	-	-	-	-
CY-2026	-	-	41.44	0.0%	-	-	-	-	-	-	-	-
Total											0	0